

Balanced Photoreceiver

Model: OPR-BD080M-L

Features

- FC Fiber Inputs
- InGaAs Detector: 900-1700nm
- >20 dB Common Mode Rejection Ratio
- Provide customized services



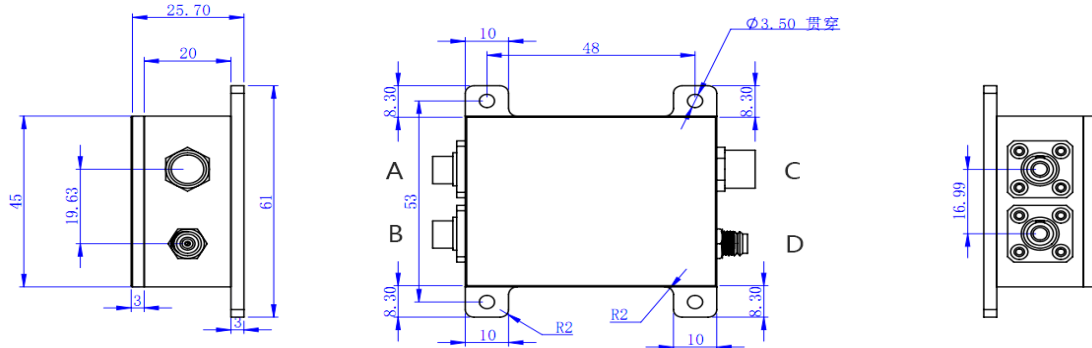
Applications

- Spectroscopy
- Laser wind measurement
- Optical Coherence Tomography OCT
- Optical Delay Measurements
- THz Detection

Electrical and optical characteristics($T=23^{\circ}\text{C} \pm 5^{\circ}\text{C}$, Humidity= $35\% \pm 15\%$)

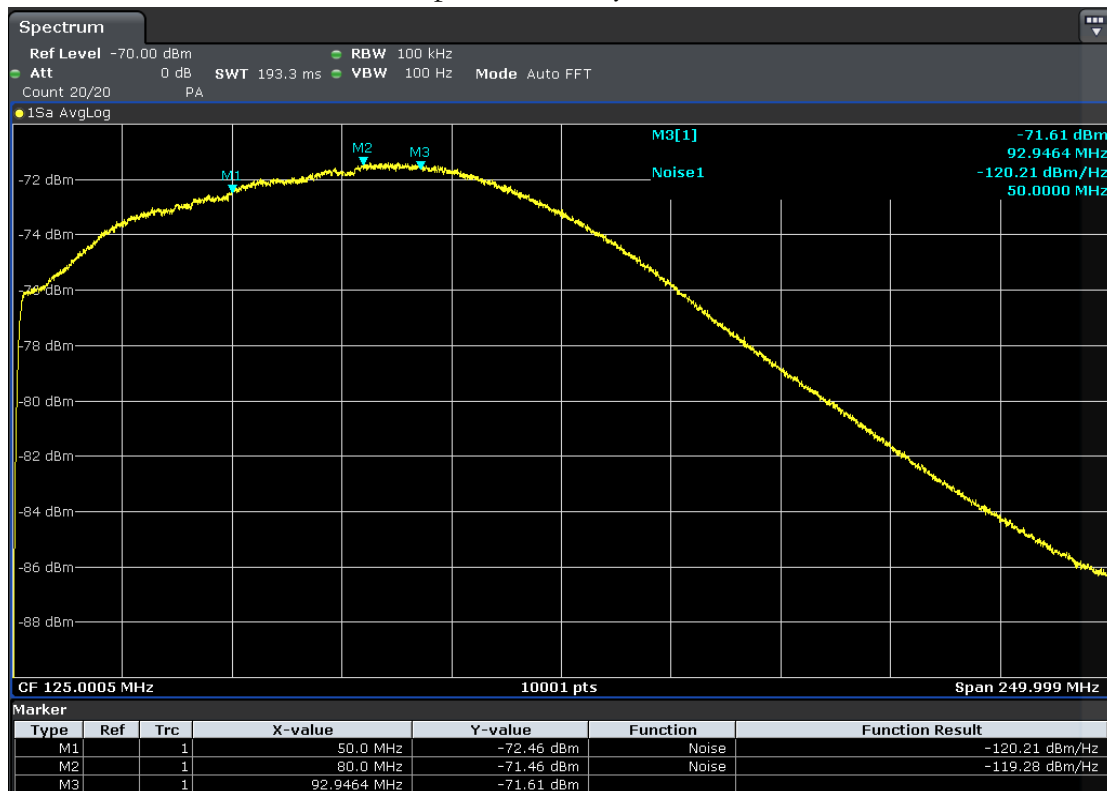
Parameter	Symbol	Value			Unit
		Min.	Typ.	Max.	
Spectral response range		900~1700			nm
Detector Diameter		75			μm
-3dB bandwidth	BW	80			Mhz
Detector responsiveness	R_v		1.0		A/W
Transimpedance gain	G	60			KV/A
Saturation input optical power	P_{in}		70		μW
Incident power	$P_{IN(MAX)}$		5	5	mW
Over output voltage noise	N		22		mVpp
Common-mode Rejection Ratio	CMRR		25		dB
Output impedance	R_o		50		
Supply voltage	V_{CC}		± 12		V
Supply current	I_{CC}		140		mA
Optical input		FC/PC or FC/APC or Free Space			
Signal output		SMA			

Package Drawings (Unit: mm)

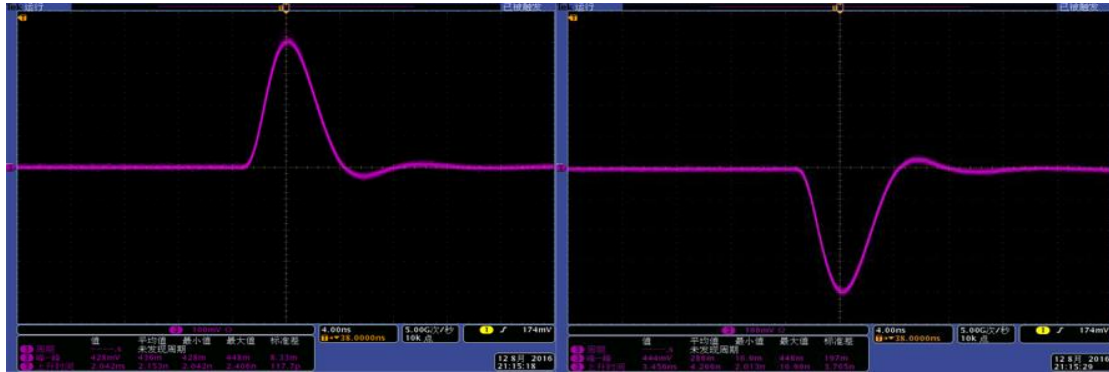


A, B are optical input interfaces (FC), C is power input interfaces (M8), and D is signal output interfaces (SMA).

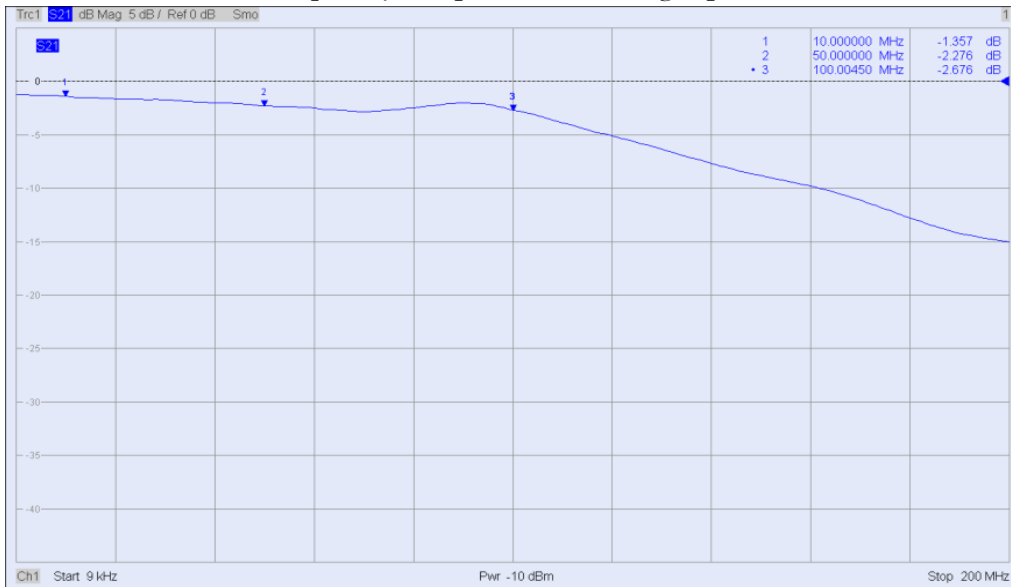
Noise spectral density distribution



Typical impulse response for positive and negative input



Frequency Response (inverting input)



Frequency Response (noninverting input)

